



Great Marlow School

Welcome
to our
Examination Information
Evening

25th March 2014



Great Marlow School

What do we aim to cover this evening?

- What to expect over the next few weeks.
- Ideas for revision and ways to help.
- What revision is being offered by school.

HOW to REVISE?

Making YOUR grade!

WHAT'S HE GOING TO BE
WHEN HE PASSES ALL
HIS EXAMS ?

A PENSIONER!



The examinations start on Mon 12th May.

Therefore, as of this week , we are down to **six** weeks: that is only **four** school weeks.



Great Marlow School

Why revise?



Great Marlow School



It will make 21st August 2014 a memorable experience for all the right reasons.



Where to REVISE?



Enough said ...

Sort yourself out
early.

Where to REVISE?



OK. We can't all get to this . But it is important your room is an environment you want to work in.



Great Marlow School

Contrary to popular belief, exams are not stressful.

Not preparing for exams is stressful;
preparation relieves stress.



Great Marlow School

Think about planning first

<http://www.youtube.com/watch?v=3RYryETyIIIE>



Great Marlow School

		REVISION SCHEDULE			Time to be filled in by students				
		WEEK 6	ENGLISH	MATHS	SCIENCE	ART	CHILD DEV	CITIZENSHIP	DRAMA
1	Monday	24.3.14	Question 2 KBL Question 3 CBE Unseen poem KOA Poetry Comp SMO	Mrs Ludgate F Mr Taylor CD Mrs Craig H	ADL BTEC RBE C2b Y11				
4	Tuesday	25.3.14		Mrs Bansal F Mrs Craig H					
5	Wednesday	26.3.14	Explain / Inform KBL An Insp Calls OHL Unseen Poetry CBE	Mr James H	EWD – Year 11 LPY Bio 11R +11E2				
6	Thursday	27.3.14		Mrs Ludgate F	Lunchtime: MPa catch up				
7	Friday	28.3.14							
8	Saturday	29.3.14							
9	Sunday	30.3.14							
10									
		WEEK 5	ENGLISH	MATHS	SCIENCE	ART	CHILD DEV	CITIZENSHIP	DRAMA
11	Monday	31.3.14		Mrs Ludgate F Mr Taylor CD Mrs Craig H	ADL – BTEC RBE Any Chem				
12									



Great Marlow School

	A	B	C	D	E	F
1	GCSE Mathematics Topics		Higher Level			
2						
3	Number		Algebra		Space, Shape & Measure	
4	Number order		Simplifying linear expressions		Area	
5	Operations (+, -, x, ÷)		Expanding linear equations		Symmetry	
6	Fractions		Factorising linear equations		Nets	
7	Percentages		Rearranging formulae		Angles	
8	Using calculator		Inequalities		Construction	
9	Indices		Solving linear equations		Linear graphs	
10	Direct Proportion & Best buys		Simultaneous Equations		Regular Polygon	
11	Sequences (standard & linear)		Substitution		Transformations	
12	Speed, Distance, Time		Solving equations		Bearings	
13	Factors & Multiples		Factorising quadratic expressions		Volume	
14	Estimation		Expanding quadratic expressions		Circles	
15	Rounding		Solving quadratic equations		Loci	
16	Ratio		Algebraic fractions		Prisms & 3-D shapes	
17	Standard Form				Dimensional Analysis	
18	Upper & Lower Bounds		Data Handling		Two-way tables	
19	Density		Averages		Transformations	
20	Variation		Spread (range & IQR)		Quadratics Graphs	
21	Surds		Surveys & Questionnaires		Pythagoras	

http://www.youtube.com/watch?feature=player_detailpage&v=N8JYBT0Ahe8



Great Marlow School

Question:

When times are tough, do you look out of the window or look in the mirror?






Positive Mental Attitude



“Determination and PMA bring success”

“If you can dream it, then you can achieve it”

“Attitude is everything”





Great Marlow School

Help, I don't know how to revise.

BE WISE
REVISE

WHERE SHOULD YOU
REVISE

KITCHEN
OUTSIDE
EVERYWHERE
AFTER SCHOOL CLUBS
LIBRARY
BEDROOM
STUDY

UNSURE!
ASK FOR HELP
TO ANSWER
QUESTIONS



READ

LISTEN
MATHSWATCH
TEACHER
REVISION SESSIONS
GROUPWORK

COVER
PAST PAPERS
REVISION GUIDES
DO HOMEWORK



**VISUAL
LEARNERS
= POSTIT
NOTES**

WRITE

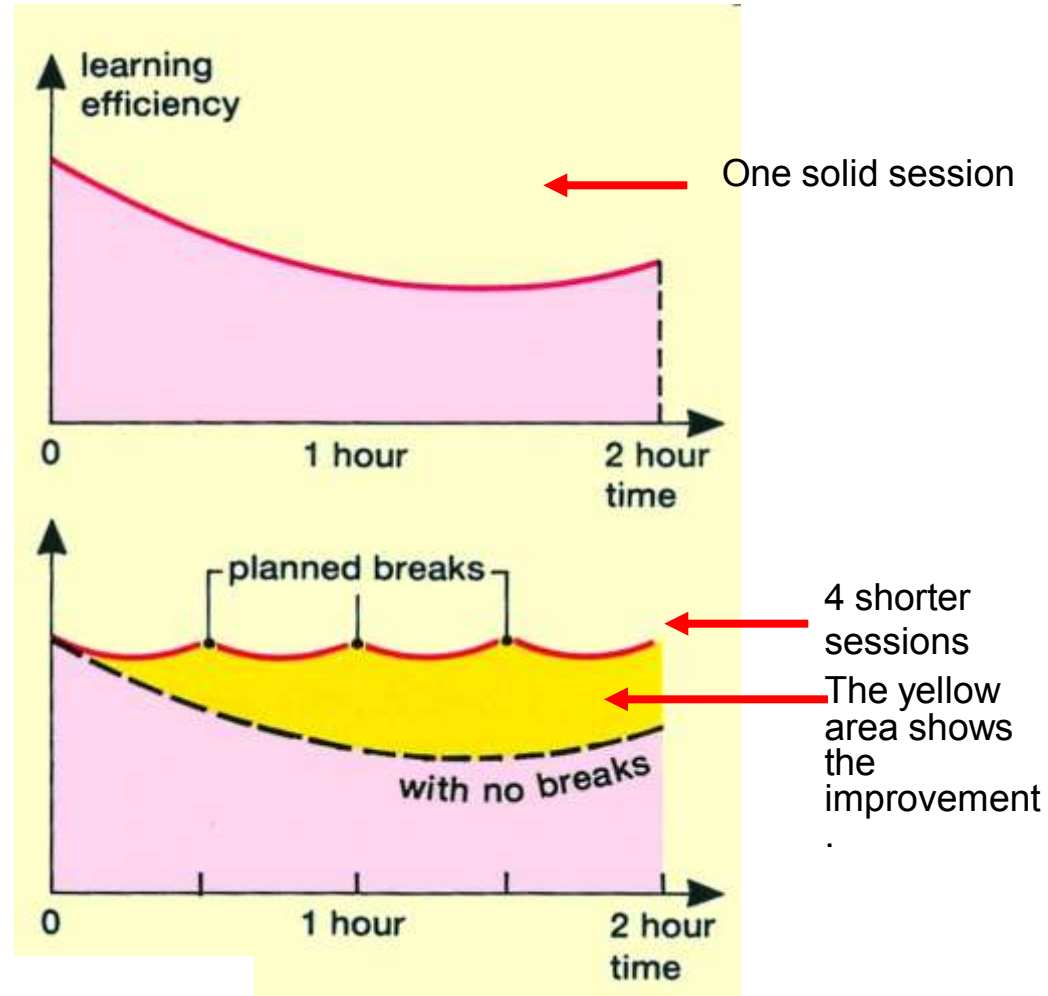
30 MINUTES IS 1/48 OF A DAY.
GIVE IT UP FOR A WHILE AND IN
SUMMER YOU WILL SMILE!

REVISION TIMETABLE	
MONDAY	revise
TUESDAY	revise
WEDNESDAY	revise
THURSDAY	revise
FRIDAYS	Evening Off
WEEKEND	revise

HANDY WEBSITES
SAM LEARNING
MY MATHS
BBC BITESIZE
YOUTUBE

General guidance

- If you break up a two hour session into four shorter sessions, each of about 25-minutes, with a short planned break between them, it is a better use of time.
- Compare the results of the two graphs:





How do you learn?

Different learning styles include:

– Visual



– Auditory



– Kinaesthetic





Great Marlow School

Different techniques:

- make notes
- use revision cards
- create mind maps.
- design flow diagrams..
- record and play back
- have a revision partner or/group
- set up a group-chat



Great Marlow School



Mindmaps

- Information can be seen quickly and act as a visual aid.
- Title is in the centre, branches are for separate points.
- Place around the house for regular revision.



Great Marlow School



Mnemonics

- Encode information in a memorable phrase.
- Use vivid, positive, humorous phrases.

My Very Eager Mother Just Served Us Nine
Pizzas



Rhymes or songs

- help to embed knowledge in sequence
- Help learning through repetition

Sound recordings

- Use revision notes or booklets to make a recording.
- Listen to the recording while travelling.
- Make mindmaps/ diagrams while listening.



Great Marlow School



Cue cards

- Cards with a key word or question on one side and answer, definition, formula, or short list on the reverse are an effective way to revise.
- Post-it notes are useful for writing key information on for reference.
- Wallpaper can be used to make more extensive notes.



Great Marlow School

HOW TO REVISE USING...



Time being precious, it is essential to plan a revision timetable. This should include the time you need to sleep, eat, exercise, and spend with family and friends. It should also include the time you need to study.



Revision cards are a great way to summarise key information. They can be used to test yourself and to identify areas that you need to revise further. They are also a great way to share information with your classmates.



Podcasts are a great way to listen to revision material. They can be used to listen to lectures, interviews, and other educational content. They are also a great way to listen to music and other entertainment.



Revision cards are a great way to summarise key information. They can be used to test yourself and to identify areas that you need to revise further. They are also a great way to share information with your classmates.

- 1. Write questions on the side and answers on the other side.
- 2. Write the answer on the side and a question on the other side.
- 3. Write about something in one side and a question on the other side to test yourself on it.



www.getwriting.co.uk

The website offers you to create writing prompts, worksheets, and other resources for your students. They also offer you to create your own resources.

www.101writing.com

The site provides you with a variety of writing prompts and worksheets.

www.101writing.com

The site provides you with a variety of writing prompts and worksheets.



Mind maps are a great way to organise information. They can be used to create a central idea and then branch out into related ideas. They are also a great way to create a visual representation of a topic.

- 1. Write down an idea in the center of a circle.
- 2. Write down related ideas around the circle.
- 3. Write down more related ideas around the circle.
- 4. Write down more related ideas around the circle.



www.getwriting.co.uk

The website offers you to create writing prompts, worksheets, and other resources for your students. They also offer you to create your own resources.

www.101writing.com

The site provides you with a variety of writing prompts and worksheets.

www.101writing.com

The site provides you with a variety of writing prompts and worksheets.



Great Marlow School

Resources available:



VLE

Revision guides: buy them now
and sell them on!

BBC Bitesize

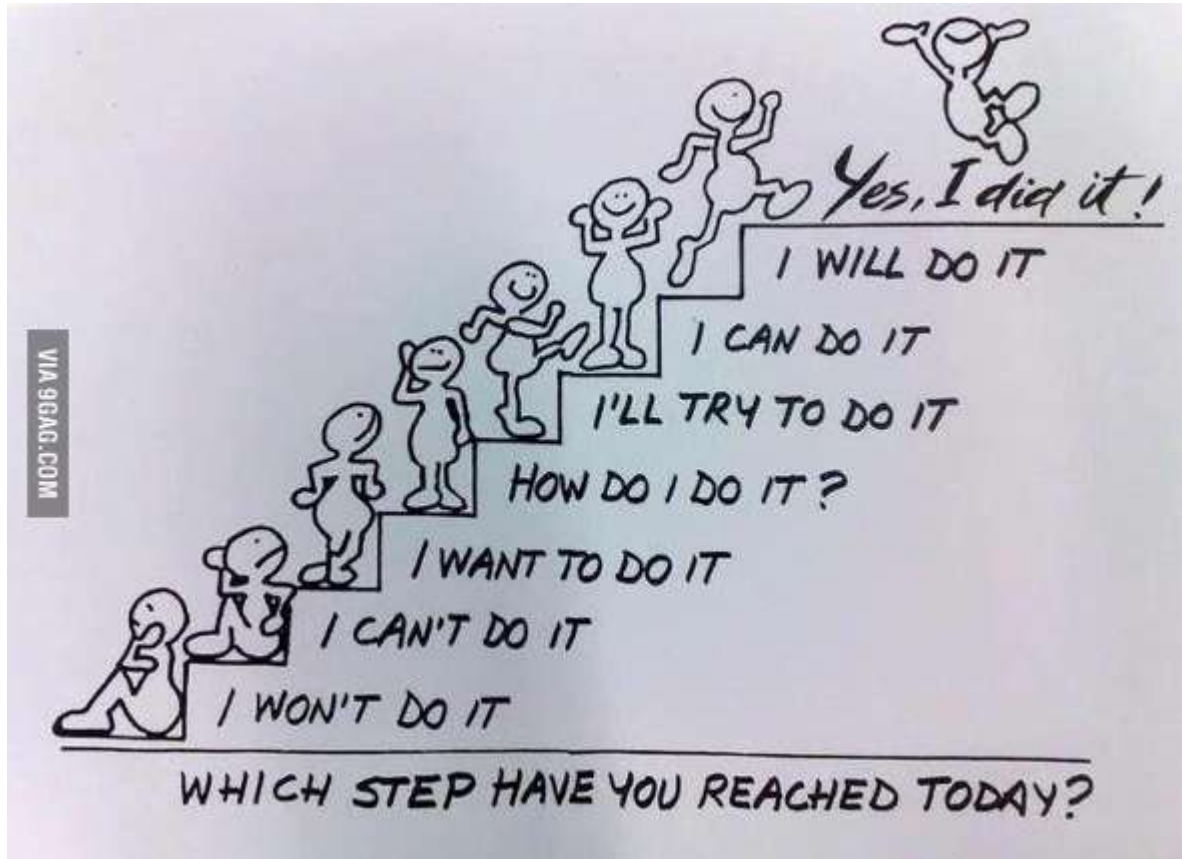
Your exercise books

Revision cards



Great Marlow School

Don't give up



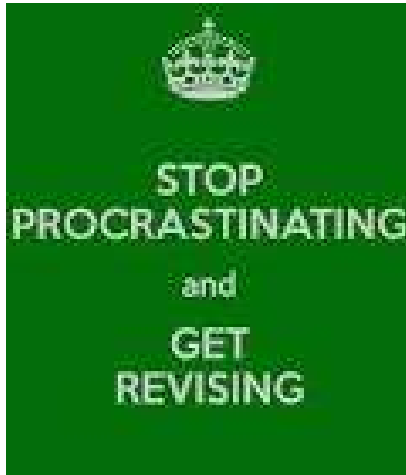


because...

and...



Great Marlow School



Keep your eye on your goal: 6th Form, a college place, or an apprenticeship.



Great Marlow School

What GMS are offering to support students:

Period 6 continues to run throughout the remainder of the year on a Monday and Wednesday.

Revision sessions are on offer before school, after school, during Easter, half term and on Saturdays prior to the exams. This information is in the front of your booklet.

Year 11 Revision Sessions



	Easter Holidays							
Monday	7.4.14	Child Develop	Art	English	Science	History C Ass	Drama	French
Tuesday	8.4.14	Child Develop	Textiles		Science	History CA / Hist	Spanish	
Wednesday	9.4.14	Music	Textiles	English				
Thursday	10.4.14							
Friday	11.4.14							
Saturday	12.4.14							
Sunday	13.4.14							
	Easter Holidays							
Monday	14.4.14							
Tuesday	15.4.14							
Wednesday	16.4.14	History						
Thursday	17.4.14							
Friday	18.4.14							
Saturday	19.4.14							
Sunday	20.4.14							
Saturday	26.4.14	PE Ext speaker						
Saturday	3.5.14	French GCSE	History					
Saturday	10.5.14	Science	Geography					
Saturday	17.5.14	Science	Geography					
	Half Term							
Monday	26.5.14							
Tuesday	27.5.14	English	Maths	Food Tech	Media			
Wednesday	28.5.14	Music		Food Tech				
Thursday	29.5.14							
Friday	30.5.14							
Saturday	31.5.14							
Sunday	1.6.14							



Great Marlow School


Dos- before the exam

- Go to bed reasonably early.
- Make sure you have checked the time of your exam, arrive in plenty of time.
- Make sure you have eaten something for breakfast / lunch.
- Make sure your writing equipment like your pen is working.
- Bring spare equipment.

What to take to the exam



- pen
- pencil
- rubber
- sharpener
- ruler
- calculator



Good body = Good mind

- Eat healthy food.



- Drink plenty (of water!)



- Get lots of rest.





Great Marlow School

What not to take to the exam:

- mobile phone
- Ipod/MP3 player etc
- food



You can have your exam paper cancelled, as well as all your other papers, if you are found with a mobile phone in the exam, even if it is switched off.





Great Marlow School

COMMAND WORDS

- Command words are used to instruct you on the type of answer expected from a question.
- They are not used to trip you up but are designed to get the correct answer, therefore, you need to understand what is required from different command words.
- A variety of command words may be used, examples include:

State/Give	Explain
Outline	List
Describe	



Fun

- It's vital when you are revising that you don't overwork, as this will lead to stress.
- Have a good balance between socialising, relaxing and working.
- Plan your revision sessions, and down time.



facebook, a great place to



waste precious time



Great Marlow School

Thank you for attending this evening; we look forward to working together with you to enable your son or daughter to achieve their full potential.

Please add your comments to our feedback sheets on the walls at the side.



Great Marlow School

Good Luck!