



year **7** HANDBOOK

Name:

Form Room:

Form Tutor:

House:

Director of Learning:

Student Support Officer:



contents

Welcome to Year 7	1	My Personal Best	10
GMS Code of Conduct	1	Rewards and Sanctions	10
<i>What will I do on my first day?</i>	2	<i>What happens if I do, or don't, do well at school?</i>	10
<i>Who is there to help me?</i>	2	<i>Who can I talk to if I have a problem?</i>	11
Student Planner	3	Detentions and Student Support	11
The School Day Timetable	3	Homework	12
<i>How will I find my way around school?</i>	3	<i>Will I have much homework?</i>	12
Term Dates and School Transport	4	<i>How do I know what homework I have?</i>	13
Friends of Great Marlow School	4	<i>Can I do homework at school?</i>	13
The School Canteen and Catering	5	Parent/Carer Evening Progress Review	13
<i>How do I pay for food in the canteen?</i>	5	School Curriculum	14
ParentPay and ParentShop	6	<i>What subjects will I study in Year 7?</i>	14
Keeping in Touch	6	<i>What equipment will I need?</i>	15
Attendance, Punctuality and Absences	8	Learning Support and Special Education Needs	15
<i>What do I do if I feel ill at school?</i>	8	<i>Can I continue with my music lessons?</i>	16
Equipment and Personal Belongings	9	<i>What sports can I do at GMS?</i>	16
<i>What do I do if I lose something?</i>	9	School Uniform & PE Kit	17

Welcome to Great Marlow School



our
code
of
conduct

...RESPECT



“Great Marlow School is a warm, friendly, vibrant school that prides itself on offering a rich, challenging educational experience resulting in academic achievement and excellent relationships. It gives me great pleasure to introduce the school, confident that we will have a happy and successful partnership.

The next seven academic years will fly by, believe me, but on the journey, GMS is absolutely committed to making this period as special and purposeful as possible, maximising the well-being and life chances of all. We firmly believe in the power of education to shape young peoples' lives; our aim is to provide a rich, challenging educational experience that will secure a foundation to meet all aspirations. This is exemplified in our mission: 'GMS, a school where opportunities are created, potential is realised and excellence is achieved.' The curriculum we offer is ambitious, varied and stimulating because we are committed to developing the whole person. This is achieved by offering opportunities to participate in a wide range of interests that promote curiosity of mind, independence of spirit and a love of learning”

Mr Guy Pendlebury
Headteacher

“GMS, a school where opportunities are created, potential is realised and excellence is achieved.”



RESPECT yourself

Attend school regularly; be punctual to lessons and registration. Take care of your appearance: wear a tidy and correct uniform.



RESPECT staff

Ensure that all work is completed on time and to the best of your ability. Adopt a positive attitude at all times.



RESPECT your peers

Show courtesy and consideration for the beliefs, views and property of others. Use appropriate language at all times.



RESPECT your learning

Be prepared, bring the correct equipment for your learning. Be considerate of your behaviour and how this impacts on others.



RESPECT your environment

Take care of your surroundings: do not drop litter. The school is a healthy, safe environment: drugs, cigarettes, alcohol and chewing gum are not tolerated.



What will I do on my first day?

"Term is due to begin on Thursday 3rd September 2026 at 8.30 am. As Year 7 students, you should assemble in the main hall by 8.30 am, where you will be greeted by the Headteacher. You will spend some of the morning sessions with your tutors, who will provide all relevant information to you, including timetables and school planners. Learning support assistants and prefects from Year 11 will be linked to your tutor group for the first two weeks of the autumn term to help you find your way around the school."


Would you please ensure that you have the following:

- school uniform (all named clearly)
- pencil case, pens, pencils, eraser, ruler etc.
- a reading book
- a dictionary/thesaurus
- a bottle of water
- a packed lunch or money on canteen account for lunch

A PE KIT IS NOT REQUIRED ON THE FIRST DAY.

"This is an exciting time for you to make new friends, learn new subjects, be a part of a new experience and to challenge yourself to try something different!"

Who will help me?



The Form Tutor and the Director of Learning

"You will meet with your form tutor every morning for registration. Form tutors will remain with their form from Year 7 to Year 11 (where possible), which enables the tutors to know their students. Form tutors may phone home from time to time if they have any concerns, or if another teacher has asked them to do so."

The Director of Learning is a member of staff who is appointed to oversee the whole year group. There is a close relationship between the Director of Learning and the form tutor. You should approach the form tutor or Mr S Taylor, Director of Learning for Year 7 if there are any concerns or issues about school.

Subject Teachers

"Your subject teachers will help you if you have any problems with classwork or homework. Teachers appreciate being made aware of difficulties immediately."

"It is a good idea for you to check, each night, that you have understood the homework set, that way any issues arising can be discussed the following day."

Student Support

"If you are feeling anxious or worried about something, you can speak to Miss Kayani, the Year 7 acting support officer (whilst Miss Hyde is on maternity leave), who can help resolve any issues that might be bothering you."

The School Office and the Medical Team

"If you arrive late or have permission to leave school for an appointment you must report to the main reception to sign in or sign out. Please provide a note that must be seen and signed by your form tutor."

If your child has forgotten something you can leave it at the school office and the staff will try to contact your child to let them know.

If your child feels ill or has an accident, they should tell their teacher before going to the medical team. She will assess their condition and either deal with them herself, or contact you should they need to be sent home. If your child needs urgent hospital treatment you will be contacted immediately.

THE SCHOOL DAY TIMETABLE

8:30 - 9:00	Registration/Assembly	(30 Mins)
9:00 - 10:00	Period 1	(60 Mins)
10:00 - 11:00	Period 2	(60 Mins)
11:00 - 11:30	Break 1	(30 Mins)
11:30 - 12:30	Period 3	60 Mins)
12:30 - 13:00	Break 2	(30 Mins)
13:00 - 14:00	Period 4	(60 Mins)
14:00 - 15:00	Period 5	(60 Mins)

Individual timetables are organised over a 2 week period - Week 1 and Week 2.

THE STUDENT PLANNER

Students will be issued with their planners at the start of the school year.

This is a vital way for the school to communicate with parents/carers and for students to record their homework. Parents/carers can also write messages to their child's form tutor about any concerns they may have. The planner will help your child to be more organised.

The planners must be brought to school every day and used in every lesson.

Please make sure an adult has signed the planner each week so your child's form tutor can track that it has been seen.

How will I find my way around school?



"Finding your way around can be a bit confusing at first, but the prefects will help you in the first few days. You will soon know your way."



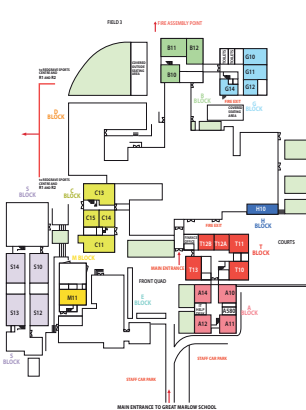
TOP TIP

"Packing your bag for school and making sure you have all the right equipment for your lessons every day is learning to be organised and independent. You may find it easier to pack your bag the night before, so you do not forget anything important. We have a two week timetable, so make sure you pack for the correct week."

GMS GROUND FLOOR MAP



GMS FIRST FLOOR MAP



"To help you find your way around the school, a copy of this map is included at the back of this booklet."

term dates

School Terms	Open on morning of	Close on afternoon of
Autumn 2026	3rd September 2026*	18th December 2026
Spring 2027	5th January 2027	25th March 2027
Summer 2027	12th April 2027	16th July 2027
Half Term Holidays	Start on	End on
Autumn 2026	26th October 2026	30th October 2026
Spring 2027	15th February 2027	19th February 2027
Summer 2027	31st May 2027	4th June 2027

NB. *3rd September for Years 7,10 and 12, 4th September for all other students

Inset days – Friday 23rd October 2026

Bank Holidays – Monday 3rd May 2027 and Monday 31st May 2027

School transport

TRANSPORT

Issues regarding school transport are dealt with by Buckinghamshire Council and you will have been contacted by them if transport is provided.

Parents and carers of students without transport provided by Buckinghamshire Council have to make private arrangements for coach transport; however, public transport is available between High Wycombe and Marlow.

BUS PASSES

If your child has mislaid their pass they may be declined travel. In accordance with BCC procedures, the school can provide a temporary 5 day travel pass free of cost, which can be issued to your child immediately. Before issuing a temporary pass we will contact Buckinghamshire Council to verify that your child is eligible for a ticket. This 5 day period allows time for parents/carers to apply for and receive a replacement. Emergency tickets are not issued where a discretionary application has not been completed.

DROPPING OFF

If you are dropping off or picking up students by car, we ask that you stop in Bobmore Lane or Wycombe Road. **Please do not enter the main school drive.** Bobmore Lane is a residential road; GMS asks all parents and carers not to block the drive access to the homes of residents.

Parents and carers may use the Redgrave Sports Centre car park after the buses have departed at 3.10 pm. This option does alleviate some of the parking concerns raised by local residents and also makes it safer for students.

FRIENDS OF GREAT MARLOW

All parents and carers are automatically members of FoGMS, which is very active in fundraising and promoting understanding and co-operation between home and school. The association has helped raise large sums of money to provide facilities and equipment that the school could not otherwise afford. FoGMS also arrange social and educational functions for parents, carers and staff throughout the year.



Friends of Great Marlow School regularly host social events, which is a good way for new parents and carers to meet other new parents and carers.

the School canteen

CATERING AT GMS

Impact Food, trading as Innovate, provides a highly successful catering operation, on behalf of GMS, offering a wide range of healthy food options. They are committed to following the government's guidelines on school meal provisions.


Breakfast is provided between 8.00 and 8.30am. Year 7 has access to the canteen at break 1. A range of food is offered for sale including a different main meal every day. A choice of pasta, baked potato, sandwiches, paninis and salads are available, as well as snacks. A range of healthy drinks can also be purchased.

Some students prefer to bring sandwiches and supplement them with items from the cafeteria. Provision is made for all food to be eaten in the designated dining areas. There is seating in the canteen as well as outside, where canopies provide protection against the weather. Students should not bring fizzy drinks, crisps, crisp type products, sweets, confectionary, chocolate or chocolate covered bars into school.

TOP TIP

"Eating the right foods fuels your brain and helps you to concentrate.

For lunch, there is a selection of hot meals, sandwiches, baguettes and pizza. Plus, other healthy snacks and drinks. Something for everyone!"



How do I pay for food in the canteen?

"The school canteen operates a cashless catering system. When you start school, your thumbprint is scanned and converted to a numerical code. This allows you to purchase food when you have credit in your wisepay@ account".

parent pay and parent Shop

PAYMENTS – CATERING, TRIPS & ACTIVITIES

Catering System

The school's catering provider, Impact Food Group, who trade at GMS as Innovate, use a system called Cunninghams, which connects seamlessly into WisePay.

The system is biometric, so there is no need to carry a card as the system recognises the fingerprint of your child at the till. Actual fingerprints are not stored in the system, once registered the print is converted to a numerical code.

Should you have a strong objection to the above setup, please contact us via phone or email (info@gms.bucks.sch.uk) and we will be happy to discuss the matter and can provide an alternative solution if necessary.

There is no daily spend limit. However, parents/carers can request a daily 'spend limit' for an individual student by making a written request to the school's caterer.

WisePay

GMS operates entirely cashless, eliminating the need for students to bring cash into school. We use a product called WisePay® to handle all the payments. Registering for WisePay is via the school website. WisePay offers the freedom to make internet payments, safe in the knowledge that the technology uses the highest internet security available. Secure online payments can be made using your credit or debit card. Once registered a family will have a secure online account, which can be accessed with a unique user ID and password.

When you log into your WisePay account (log on details will be sent out via email), you can top up the catering wallet from the main menu, which will then allow the funds to be used in the school canteen. WisePay holds an electronic record of your payments that can be viewed should you wish to do so.

For any WisePay queries please email wisepay@gms.bucks.sch.uk

Trips & Activities

GMS uses WisePay to manage the payments for goods and services offered to your son/daughter during their time at the school, including trips and extracurricular activities. WisePay is also used for processing any refunds.

As well as managing payments through WisePay, parents and carers should also ensure they complete any consent forms on the system, that may apply to trips, including any free trips.

keeping
in touch
with
GMS



Tel: 01628 483752

Please inform the school immediately if there are any changes to your child's contact details, or log onto your account and make the alterations yourself, which will notify GMS remotely.

COMMUNICATION AND THE SCHOOL WEBSITE

Our main means of communication with you will be by via email, using our Groupcall Messenger system. This service enables us to send letters, messages and school reports to you by email. We send a copy of all communication through the EduSpot App which is free to download and install. It comes with a host of extra features to help monitor the progress of your child/children in school. This ensures we can keep you informed in a speedy and efficient way.

The school website can be reached at www.gms.bucks.sch.uk. We pride ourselves on the fact our website is constantly updated with posts and news throughout the school year. All school letters can be viewed online and you can access most services via our main page. You will find details of forthcoming events, the school calendar and editions of The Voice, which is our termly school newsletter. The school website is a vital and valuable source of information that is updated regularly.



www.gms.bucks.sch.uk

EDUSPOT APP

Great Marlow School (GMS) believes parents and carers welcome timely and meaningful information about their child's development and progress in order to help them to flourish. Therefore, we are delighted to inform you that we have a secure internet and app-based platform, called EduSpot App, that enables us to share detailed, accessible information about your child, where and when you desire it. The information, available to view, includes your child's timetable; behaviour and achievement points; attendance and punctuality record as well as notifications on when progress reports are emailed out. These are published at timely intervals and highlighted on the school calendar. EduSpot App, can be accessed via the internet or the app (this is our preferred method) and is available on both android and IOS devices. Details on how to set up Eduspot are published on the school website under the Parent & Carers -- Communication. Please bear in mind you will only be able to set up and use the app at the start of the academic year.

CHANGE OF STUDENTS' DETAILS

It is important, in the case of an emergency, to be able to make immediate contact with parents or carers. Please let the school office know immediately of any change in address: home, work or mobile telephone numbers; e-mail addresses; or personal circumstances. Please send the details to the school email address info@gms.bucks.sch.uk

info@gms.bucks.sch.uk

CONTACTING THE SCHOOL

If you have any concerns about your child's welfare or education please do not hesitate to contact the school office, personnel will ensure that you speak to the correct person.

SCHOOL CLOSURE ARRANGEMENTS

If we have to close the school for any reason a notice will be posted on the homepage of the website and a message will be sent out via XPRESSIONS Groupcall Messenger and EduSpot. If there are heavy falls of snow we try to keep the school open, but we are dependent on school buses. We aim to make an early decision should the school have to be closed.



Attendance, punctuality and absences

PUNCTUALITY

All students are expected to be on site by 8.30am. Persistent lateness is likely to result in a detention.

Students who arrive late must sign in at the main office and give a reason.

Where possible we encourage students to walk or cycle to school. If you are dropping off or picking up students by car, we ask that you stop in Bobmore Lane or Wycombe Road. Please do not enter the main school drive or the road into the Redgrave Sports Centre (RSC) between 8.00-9.00am and 2.00 -3.15pm. This is to ensure all our students are kept safe when on site.

Promoting good attendance is a high priority for the school. In line with government policy, the school does not grant permission for children to go on holiday during term time, such absences will not be authorised by the school.

ABSENCES FROM SCHOOL

In the event of your child being ill, or being unable to attend school for any other reason, parents and carers must telephone the school on the day of absence before 8.30am or email attendance@gms.bucks.sch.uk. Please ensure you give your child's full name, form and reason for absence, in order to help us make sure that our records are correct. If it is necessary to leave school for an appointment, students should have a letter or note in their planner from a parent/carer. This must be shown at reception when the student signs out and leaves the premises.

Prolonged absences due to illness should be accompanied by a doctor's certificate.



What do I do if I feel ill at school?

All students in

Years 7 – 11 remain on site throughout the school day.

The school is secured by gates that are closed at 8.30am. We also have CCTV cameras, which are situated in and around the site.

It is not acceptable for students to telephone parents or carers directly, or for students to be removed from the site without the permission of the school. If your child contacts you, it is essential that you telephone the school to discuss the matter. The medical team will make contact if they feel that your child is not well enough to continue in school.

ASTHMA INHALERS, EPI-PENS AND ALL OTHER MEDICATION


If a student needs to use either an asthma inhaler or an Epi-Pen a spare one should be provided, clearly marked with the student's name, for the medical team to use in the event of an emergency.

It is the responsibility of parents and carers to ensure the medication provided is not past its use-by-date.

"If you feel ill during the school day you will be supported by the school medical team."

Equipment and personal belongings

What do I do if I lose or find something?



“Lost property is kept outside the library. If you lose something try looking for it yourself or ask your form tutor.”

MOBILE PHONES & ELECTRONIC DEVICES

The school does not accept any responsibility for lost, stolen or damaged phones, or any other electronic equipment or valuables.

Students are not permitted to use mobile phones during the day, this includes breaktimes. They should be switched off and in their bag. If a mobile phone is seen, heard or used, a member of staff will confiscate it and take it to reception where it is logged.

If electronic devices are used during the school day without permission, they will be confiscated and an adult could be required to collect them after school that day. Students are responsible for their own possessions.

PERSONAL BELONGINGS

In PE lessons, and whenever else required, watches and money should be handed in for safe keeping. For extra-curricular sporting activities, there are lockers in the Redgrave Sports Centre where your child can keep their personal belongings safe. No belongings are to be kept in these lockers overnight.

Students are responsible for their own possessions.

LOCKERS

All students must carry their belongings in a suitable bag. Lockers are available priced at £35.00 (non-returnable). Students will have them for the duration of their time at GMS. These are secured via a padlock that you need to provide.

BICYCLES

The school has designated areas to lock and store bicycles at the front of the staff car park on the main school drive and adjacent to the Redgrave Sports Centre entrance. Students should ensure that all bicycles are locked securely in these areas.

Please note that GMS cannot be responsible for the loss of or damage to bicycles or other property at school. For safety, we expect students to wear a helmet when cycling to and from school. Cycles must be properly lit for riding in the dark. Students must dismount when on school premises.

TOP TIP

“You can leave your books or equipment in your locker when they are not required for lessons that day. It will cut down on the amount of stuff you have to carry around with you.”



MY PERSONAL BEST

OUR 6Rs PROGRAMME


Great Marlow School aims to develop and reward students who show:

- Readiness
- Reflection
- Resilience
- Resourcefulness
- Respect
- Responsibility



and our new 7th R is:

Reading



What happens if I do, or don't, do well at school?

REWARD SYSTEM

Great Marlow School uses the SIMS rewards system. The system allows staff to award students achievement points frequently and consistently. The system is designed to encourage students to work hard and encourages them to instil a link between an outstanding piece of work, or exceptional contribution to the school community, and reward.

Departments award certificates at the end of each term are given in recognition of the 6Rs.

On a weekly basis the headteacher meets with students who have been nominated by staff for a Headteacher's Award.

The aim of the rewards is to encourage students to take an active part in all aspects of school life.

"No matter what your ability, if you work hard, are conscientious, produce a particularly good piece of work, or are helpful in some way - you will be rewarded."

Rewards include:

- Achievements Points
- Certificates
- Postcards home
- Headteacher's awards
- End of term department certificates

Consequences include:

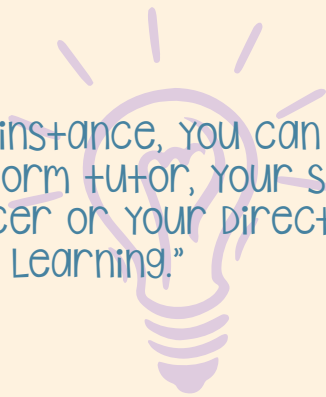
- being asked to complete work
- being removed from class
- parental contact
- being given a detention
- being excluded from lessons
- loss of privileges

TOP TIP

Who can I talk to if I have a problem?



"In the first instance, you can always talk to your form tutor, your student support officer or your Director of Learning."



"Inappropriate behaviour at school and not adhering to the school's Behaviour for Learning Policy will result in consequences being given."

DETENTIONS

We are very fortunate at Great Marlow that the behaviour and the self discipline of most of the students is exceptionally good. We are all keen to see these standards maintained and, where possible, improved upon.

However, if a student fails to meet our standards on punctuality, homework, work in class, behaviour or appearance, a detention may be given at a time stated by the teacher or the form tutor. This can be at break, lunchtime or after school.

Parents and carers will always be notified, in writing or by telephone, of any after school detention. This is issued 24 hours in advance, in order that transport can be arranged, if necessary, by the parent/carer.

The school's Behaviour Policy is designed to promote a well ordered, supportive environment that encourages courtesy, respect and consideration for the whole school community. In this way, the opportunity for each student to achieve their full potential can be realised.

STUDENT SUPPORT

A designated student support officer, from an established pastoral team, works alongside the Director of Learning, form tutors, teachers and other members of staff to ensure that opportunities are created, potential released and excellence achieved for all our students. We are proud of the way the collaboration provides a robust and comprehensive system for supporting learning through developing strong links with parents, carers and services in the local community. Where appropriate, additional interventions are sought and put in place to support students, as and when required.

A crucial part of the collaboration is carefully monitoring academic progress, so that parents and carers are accurately informed about their child's progress in relation to targets. As academic progress is influenced by punctuality, attendance and uniform, the Behaviour for Learning Policy, embedded by all members of staff, is strengthened by the work of this group of staff members.

Directors of Learning, form tutors, teachers and other members of staff can be contacted via the school office on 01628 483752.



Homework



Will I have to do homework
and how much
should I expect?

"Homework is a vital part of the curriculum. There is a clear link between the completion of homework and achievement, it is an integral part of the courses you study. Not only does it provide valuable practice of the topics being taught, but it allows your teacher to assess your understanding of those topics. Homework also helps you to develop essential skills.

In Year 7 core subjects (English, mathematics and science) homework will be set on average three times per fortnight. Other subjects in Year 7, who have on average four lessons per fortnight, will set homework twice per fortnight and subjects with fewer lessons, once a fortnight.

Tasks include:- extension tasks, research tasks, planning tasks, preparation for an assessment, preparation for a forthcoming lesson."

"You must record all your homework in your planner, which your parents or carers will be able to check at home."

TOP TIP

"Homework is better done directly after school rather than later on, when you are tired and concentration levels fall."

HOMework PLANNERS

We encourage students to take care of their planners and award SIMs points to students who have the best-kept planners each term. If students lose their planners, they will be expected to purchase a replacement.

Should you have any concerns regarding homework, please contact your child's form tutor or Director of Learning.


HOMework POLICY

The Behaviour for Learning Policy outlines the appropriate consequences and rewards available to staff. GMS staff aim to recognise exceptional progress and effort, as well as address non-completion of homework.

HOMework CLUB

The school operates a homework club, which is supervised by staff and is open until 4.30pm in the library, Monday to Thursday. In lessons teachers give students homework tasks to be completed. In addition, the tasks are uploaded onto Microsoft Teams. The school provides a planner in which students must record their homework. This is also used as a form of communication between school and home, which is why we ask parents/carers to check it on a regular basis and sign it weekly.

How do I know what homework I have?



“All homework is set through Microsoft Teams which you should check every day.”

VIRTUAL LEARNING

GMS uses Microsoft Teams as their online home-school platform because it offers high quality functionality. From one single platform all tasks, assessments, assignments and quiz-type activities can be accessed and completed online. We also use a cloud-based site called GMS Hub Site to allow students to access the lessons/resources that are used in each subject. This can be accessed through the school website--student zone--student share library.

THE LIBRARY

The library provides a calm and spacious learning environment, which students use at breaktimes. The librarians strive to provide an inclusive and welcoming space in which students can flourish.

Students in Year 7 and 8 have fortnightly library lessons, to encourage a love of reading through a wide and diverse book selection. The range of reading material is diverse and reflects current reading trends. The emphasis is on enjoyment of reading rather than setting targets. Laptops are freely available in both school breaks. Supervised homework club on Monday, Tuesday, Wednesday and Thursday starts at 3 pm and is open until 4.30 pm. The librarians hold regular book fairs from Scholastic, organise author visits and hold library events throughout the year.

From Year 8, students can apply to become assistant librarians, taking part in the everyday life of the library and their help is truly appreciated.



Can I do homework at school?



“The Library is open throughout the school day including break times and after school. A supervised homework club is also open Monday to Thursday from 3.00 - 4.30pm.”

Reports and parent/carer evenings

Students receive an academic progress review three times a year. The purpose of these reviews is to inform parents and carers of student progress, to celebrate success, and to support those who are having difficulties. It is also vital that you, as parent/carers, are aware of your child's achievement/progress. We invite you to meet with teachers, to discuss the progress of your child, twice in Year 7: in the autumn term and in the summer term. Bookings for these are managed via an online system. If you do have academic concerns, please email info@gms.bucks.sch.uk and this will be forwarded to the class teacher.

Parents and carers will receive guidance on this shortly, before the first parent/carer evening.

Parent/carer evenings are important, they offer the opportunity for subject staff, parents, carers and students to discuss the progress being made in subject areas.

The curriculum and equipment

SCHOOL CURRICULUM AND ORGANISATION

Great Marlow School has designed a curriculum that has been designed and honed to best meet the needs of all its learners.

Students are placed into a mixed ability tutor group, with two tutor groups in each of the four houses: Eagles, Falcons, Hawks and Kites.

Our Key Stage 3 curriculum has been designed to be inclusive and to engage, stretch and challenge students of all abilities, as they gain a deeper understanding of all the secondary school subjects on offer. All students in Year 7 will learn one modern foreign language, either French or Spanish.


Detailed subject Information can be accessed on the learning ladders and learning journeys available for each subject on the school website in the curriculum section.

The core curriculum for students in Year 10 and 11 is as follows: GCSEs in English Language, English Literature, Mathematics, Science Trilogy (equivalent to two GCSEs); or Biology, Chemistry and Physics (equivalent to three GCSEs). In addition, four optional GCSE subjects are on offer, subject to availability. Students choose from the following list: Art, Business Studies, Child Development, Citizenship and Politics, Computer Science, Drama, Food and Nutrition, French, Geography, Graphic Products, History, Media Studies, Music, PE, Religious Studies, Resistant Materials, Spanish, Statistics or Textiles. There are two compulsory non-examination subjects: Physical Education (PE) - 4 hours per fortnight, and Relationship, Sex and Health Education (RSHE)- 2 hours per fortnight.

GMS continues to strive to create opportunities that will release the potential of the students in their care, which is the driving force behind this important reorganisation.

The subjects you will study in year 7 are:

English	Mathematics
Science	Geography
History	Physical Education
Music	Religious Education
Drama	Computing
Art & Design	Design & Technology
French or Spanish	RSHE
Citizenship	



What subjects will I study in year 7?

Students can access subject materials in the Student Share library on the GMS Hub.

PHYSICAL EDUCATION

At GMS all students are expected to wear the appropriate kit for the curriculum of the sport being taught. It is very important that all sports kit is clearly labelled with the student's name.

MATHEMATICS

Students will be expected to have their pencil case with them in all maths lessons containing the basic equipment listed on Page 15.

ENGLISH

Students will be expected to have their pencil case with them in every English lesson, which should include a green pen for self and peer assessment and a highlighter. In addition, they will need a reading book.

DESIGN & TECHNOLOGY

In order to protect clothing, during practical lessons students are provided with aprons.

TOP TIP

"Some subjects will require additional equipment, which you should remember to take to the relevant lessons."

ART

All students are expected to have the basic equipment plus a 4B, 2B and H pencil, a set of watercolours, a black fineliner and a size 8 detail brush. They will also be required to purchase an A5 black hardback sketchbook. The art equipment is included in the basic equipment pack. Protective clothing is supplied for some lessons, but your child can bring in a painting overall with their name on, if they wish to.



"In certain subjects, you may find you are asked to provide specialist equipment or materials for particular lessons. You may need to inform your parents or carers if something needs purchasing."



LEARNING SUPPORT AND SPECIAL EDUCATION NEEDS

All students have access to the full curriculum.

The school has a SENCO, also an Assistant SENCO who are responsible for the strategic development of the Special Educational Needs and Disability Policy (SEND) (also known as the Special Educational Needs Policy -SEN). GMS endeavours to raise the achievement of children with SEND, which includes a governor with designated responsibility for special educational needs and disabilities. The Special Educational Needs and Disability Policy is available to parents and carers on request, or via the website.

EDUCATIONAL VISITS

Great Marlow School has a strong commitment to the added value of learning beyond the school day and beyond the school premises. Each year the school arranges a number of activities that take place off the school site and/or out of school hours, which support the aims of the school. The variety of visits and experiences available may differ depending on the year group or the subjects being studied.

EXTRA CURRICULAR

Great Marlow School offers a wide range of extra-curricular activities, from sports and dance, to art and music. Each week a sports bulletin and an enrichment bulletin are published with all listed activities. We also offer the chance for students to take part in the Duke of Edinburgh awards scheme.

What equipment will I need to take in each day?

"You should take all the basic equipment with you to all your lessons."

BASIC EQUIPMENT FOR YOUR PENCIL CASE INCLUDES:

- black or blue pen
- green pen
- highlighter pen
- 30cm ruler
- HB pencil and sharpener
- protractor
- calculator (FX83GT)
- compass
- eraser
- glue stick
- safety scissors
- pair of compasses
- set of colouring pencils
- whiteboard marker pen

The equipment pack, including the art pack, is available for £30.00 from WisePay.



What music clubs are there at Great Marlow?

At Great Marlow School, we strive to create musical opportunities for all students. Supporting our diverse curriculum, our Music Department offers a variety of extra-curricular clubs and events throughout the year, including Christmas and Summer Concerts, carol services, jazz evenings, community events (including performances in the Royal Albert Hall and Marlow late night shopping), competitions, and the immensely popular House Music.

Our clubs include the following:

- Chamber Choir; Show Choir; Year 7 Choir
- Jazz Band; Wind Band; Folk Group
- Rock and Pop Bands (senior and junior)

We also have visiting peripatetic music teachers specialising in instruments including flute, clarinet, saxophone, trumpet, trombone, tuba, viola, cello, piano, acoustic/electric/ bass guitar, ukulele, drum kit and voice. Lessons take place during the school day on a rota system. If you would like to start or continue learning a musical instrument at Great Marlow School, please contact: clamming@gms.bucks.sch.uk



Which sports can I do at Great Marlow?

“The following list shows a wide range of sports in which you may take part in, during your lesson times or as an extra-curricular activity”

PHYSICAL EDUCATION KIT

- COMPULSORY**
- red/black GMS polo shirt
 - black shorts or black skort (no Nike pro or short shorts)
 - red football socks/white socks
 - trainers (not plimsolls, pumps or vans/converse)
 - shin pads

- rugby shirt
- hair band to tie back hair (if required)

- RECOMMENDED/OPTIONAL**
- tracksuit top/rain jacket
 - plain black tracksuit bottoms
 - red or black long sleeved black base layer
 - football rugby boots
 - gum shields for rugby and hockey

- aerobics
- athletics
- tennis
- gymnastics
- hockey
- rugby
- rowing
- cycling

- football
- badminton
- rounders
- dance
- netball
- cross country
- cricket
- camp craft

- table tennis
- fitness
- volleyball
- softball
- orienteering
- handball
- rugby league



***NB. It is recommended that base layer clothing is worn during the winter months. As a top layer, the GMS fleece or GMS black quarter zip sweater is advisable. For the head, a hat or headband is an optional extra that helps keep students warm.**

At GMS we are extremely fortunate to have outstanding physical education facilities, however, due to the large number of classes time-tabled for PE, many lessons are taught outside throughout the entire year. Providing weather conditions are safe and not adverse, lessons will remain outside. Therefore, it is imperative that students dress appropriately for these conditions to ensure they can maximise their progress in physical education lessons.

All students are given their programme of study in the first 4 weeks of school, so they will know when their lessons will be outside.

If students are excused from participating, they will still need to bring PE kit as they will stay with their group and take on an alternative role (coaching/officiating)

School Uniform

SCHOOL UNIFORM

School uniform is available from Hawkinsport in Bourne End and Sportcrest in High Wycombe. The uniform is worn by all students in Years 7 -11.

SKIRT- black, twin inverted pleats front and back, side zipper pocket and school crest embroidered below the waistband. (It is available in two lengths.)

OR

TROUSERS – plain black, school-style trousers only (not leggings, kick flares, or jeans). These should be smart, tailored trousers suitable for a school environment.

SHIRT– plain white. (Shirts should be tucked in at all times; top buttons should be done up; and garments worn under them should not be visible.)

TIE– school crested, in the House colour of the student.

JUMPER – plain black 'V' neck long sleeve, is optional. Cardigans are not allowed. Sweatshirts and hooded tops are not to be worn under, or over, blazers in school.

SOCKS - must be plain in colour.

TIGHTS - should be natural or black in colour.

SHOES – plain black leather shoes. The following are not allowed: trainers or trainer-style shoes, stiletto heels, open-toed sandals, backless shoes or crocs.

BLAZER– black with the school badge on the breast pocket.

BELT – black, in a simple, plain style.

COAT- during the winter students should have an appropriate coat to wear.

HATS – a hat for warmth in winter, or for sun protection in summer, is permitted, but they must not be worn indoors.

UNIFORM IN EXTREME WEATHER

During extreme weather, the school leadership team may permit a modification to the formal school uniform policy; all amendments will be communicated during form time by form tutors and to parent/carers via email. Other than in extreme circumstances, students are expected to wear the full school uniform at all times.

HAIR

Our hair policy respects cultural and religious diversity while ensuring standards are appropriate for a school setting.

HAIR COLOURS - all natural hair colours (including the full spectrum of black, brown, blonde, auburn and red tones) Natural looking dyed hair in colours that could occur naturally.

HAIR STYLES - all hairstyles that are neat and well-maintained. This includes locs, braids, cornrows, afros, twists and other protective styles.

HAIR PATTERNS - shaved patterns, lines or designs cut into the hair (including tramlines) are not permitted.

CULTURAL AND RELIGIOUS CONSIDERATIONS - We recognise that some hairstyles have cultural or religious significance. If you believe your child's hairstyle may be questioned but has cultural or religious importance, please contact your child's Director of Learning **before** the hairstyle is adopted. We will always work with families to find a solution that respects both our policy and your family's needs.

JEWELLERY

The only items of jewellery acceptable are the following:

- a small, plain single stud in each ear (to be removed for games)
- a plain, simple ring (to be removed for PE and design & technology)
- watch

Students are responsible for the security of their own jewellery.

OTHER VISIBLE BODY PIERCINGS ARE NOT PERMITTED



The suppliers of Great Marlow School uniform are Hawkinsport, in Bourne End and Sportcrest, in High Wycombe.

Hawkinsport: 01628 819242 -
<http://www.hawkinsport.co.uk>

OR

Sportcrest High Wycombe: 01494 534741 -
<http://www.sportcrest.co.uk>

School ties should be
purchased in the House colour
that your child will be allocated.

GMS GROUND FLOOR MAP



GMS FIRST FLOOR MAP

